


Yacht

Designed by David Mitchell

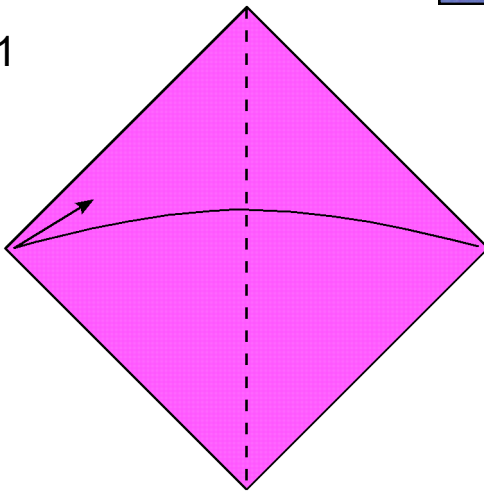
Yacht is a design in the drawing with paper style. Although it is very simple it uses far too many folds to be considered as a minimalist design.

Yacht was designed in 1991.

You will need a single square of irogami. Begin with your paper arranged coloured side up.

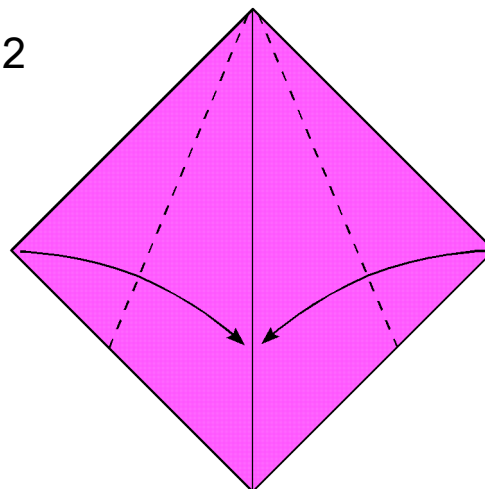


1



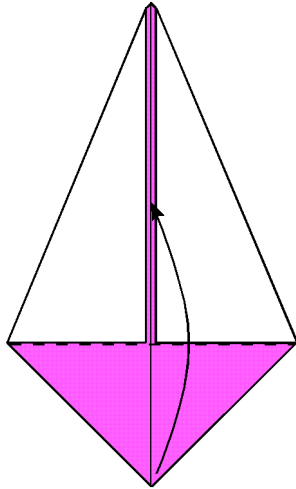
1. Fold your square in half diagonally, then unfold.

2



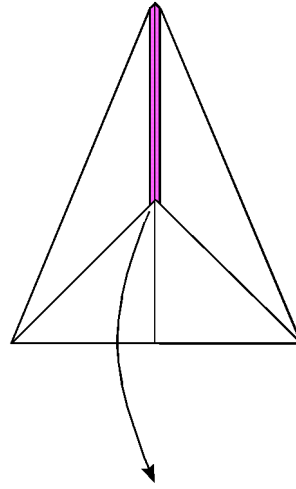
2. Fold both the top edges inwards as shown but make sure they do not quite touch the vertical centre crease. The gap between the edges is the mast.

3



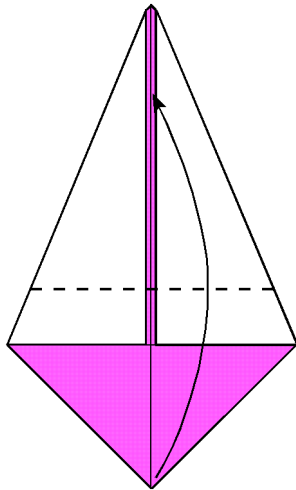
3. Fold the bottom corner upwards just below the edges of the sails.

4



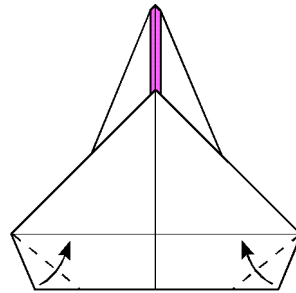
4. Unfold.

5



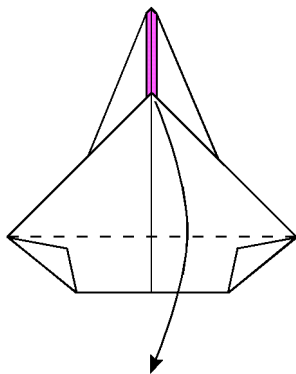
5. Fold the bottom corner upwards again.

6



6. Fold the bottom corners inwards, but not all the way to the horizontal crease.

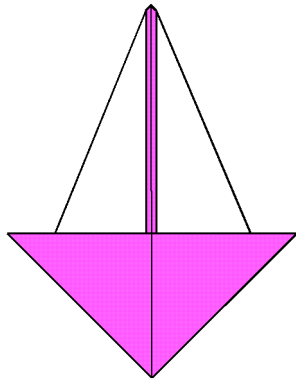
7



7. Fold this flap downwards using the existing crease.

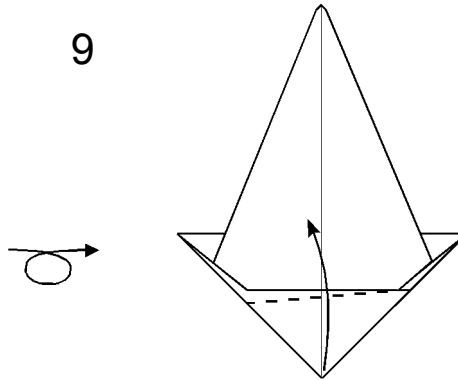
2

8



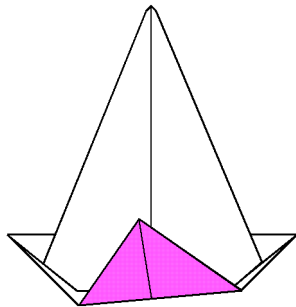
8. Turn over sideways.

9



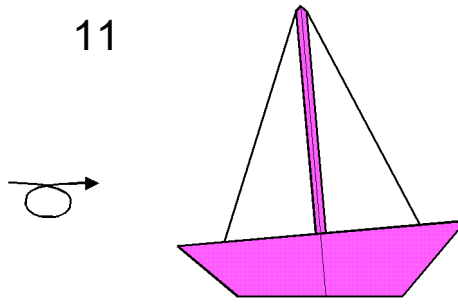
9. Fold the tip of the bottom flap upwards. This crease slopes upwards from left to right.

10



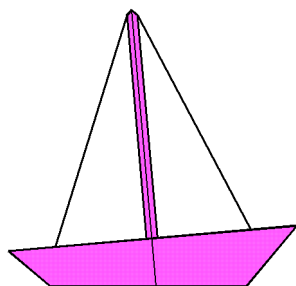
10. Turn over sideways.

11



11. Yacht is finished. Yacht will stand on a flat surface if you fold the back flap downwards at right angles.

12



12. You can make the appearance of Yacht more sophisticated by making fold 9 in a slightly higher position through all the layers, although this results in a slight loss of elegance.