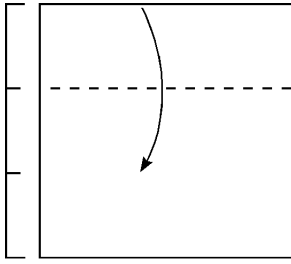


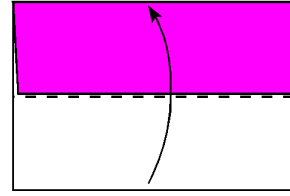
Octagramian Solution

1



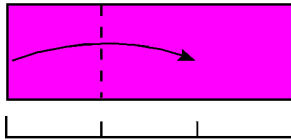
1. Fold one third of the paper downwards as shown.

2




2. Fold in half upwards.

3



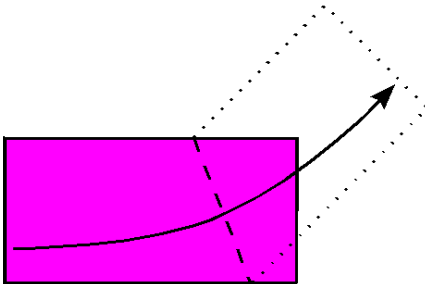
3. Fold one third of the paper across to the right as shown.

4



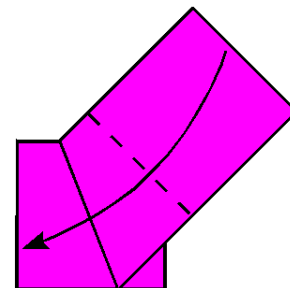
4. Turn over sideways.

5



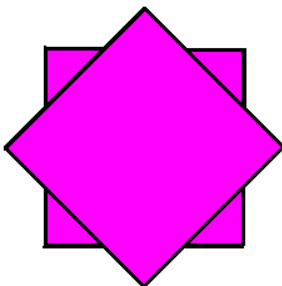
5. Fold the left part of the front layers diagonally upwards to the right as shown.

6



6. Finally fold the top part of the front layers diagonally downwards to the left as shown.

7



7. The puzzle has been solved in just five folds.