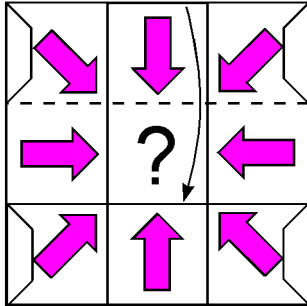


Solution to Limbo

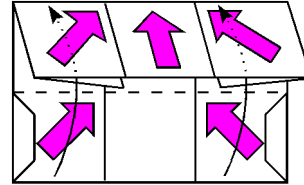
You will probably have discovered that either end of the puzzle can be flexed like a flexagon to reveal hidden faces, but this is not the route to solving the puzzle. Here is what you need to do.

1



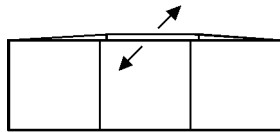
1. Fold the top third of the flexagon downwards at the front.

2



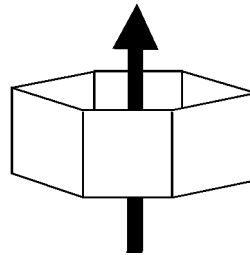
2. Now fold the lower third of the puzzle upwards but tuck the bottom flaps right inside (and not just underneath) the twin pockets above them.

3



3. The result will look like this. Gently pull the front and back layers apart.

4



4. The puzzle will open up into a surprisingly large hexagonal ring - through which an ordinary coffee mug will easily pass!