


Hotel Room / Swimming Pool

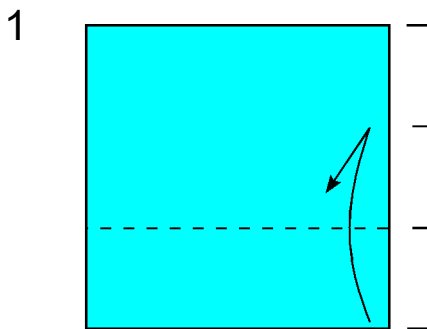
Designed by David Mitchell

Hotel Room / Swimming Pool is a pictorial double image design in which a minimalist image of a hotel room changes to a minimalist image of a swimming pool by means of a single extra fold.

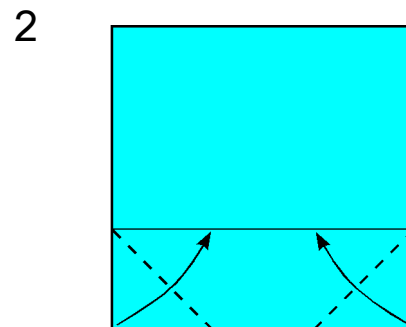
Hotel Room / Swimming Pool was designed in 1999.



You will need a single square of blue / white irogami. Begin with your paper arranged coloured side up.

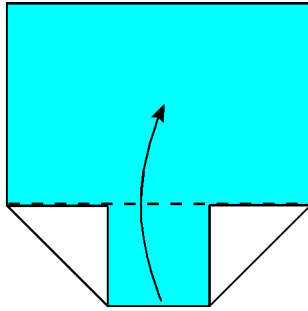


1. Make a crease across the paper approximately (or exactly) a third of the way up from the bottom edge.



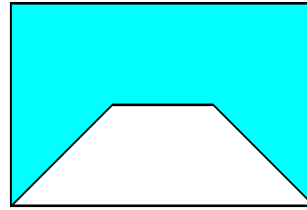
2. Fold both the bottom corners inwards using the crease made in step 1 as a guide.

3



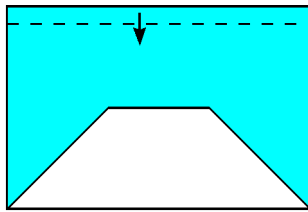
3. Fold the bottom edge upwards using the existing crease.

4



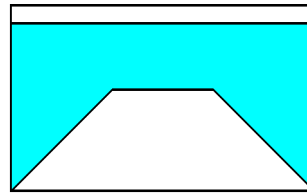
4. This is the Hotel Room.

5



5. Fold the top edge of the paper downwards.

6



6. This is the Swimming Pool.

Copyright David Mitchell 2018
www.origamiheaven.com