

# Flying Parrot


Designed by David Mitchell

This very simple Flying Parrot was designed in 2015 as a motif to decorate a greetings card.

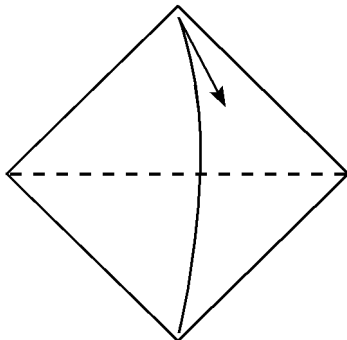
Flying Parrot is made from two squares of the same size.

## Folding the body

If you are using irogami begin with your paper arranged white side up.

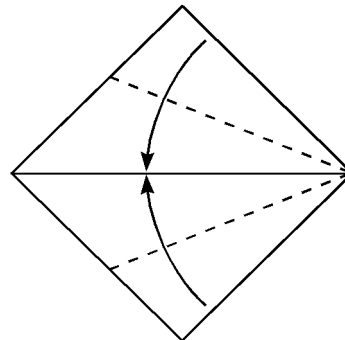


1



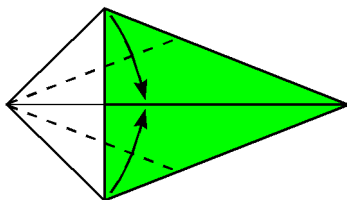
1. Fold in half downwards, then unfold

2



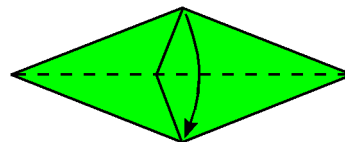
2. Fold both the right sloping edges onto the horizontal crease.

3



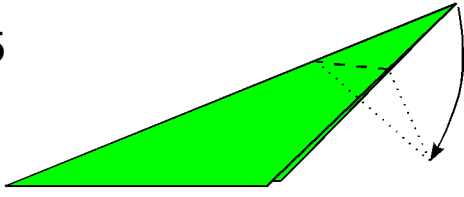
3. Fold both the left sloping edges onto the horizontal crease.

4



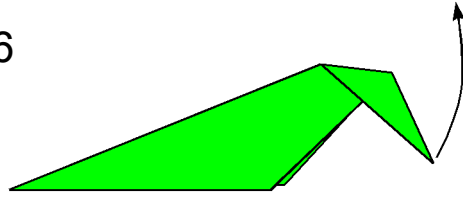
4. Fold in half downwards. Arrange to look like picture 5.

5



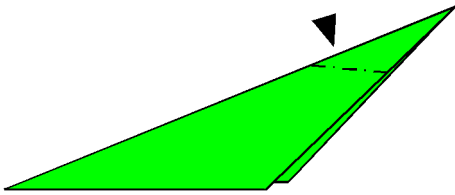
5. Fold the tip of the top right point downwards to begin creating the head.

6



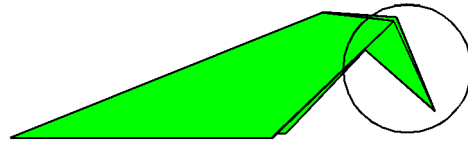
6. Unfold.

7



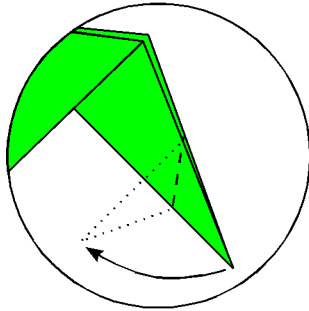
7. Turn the top point inside out between the other layers using the creases made in step 5.

8



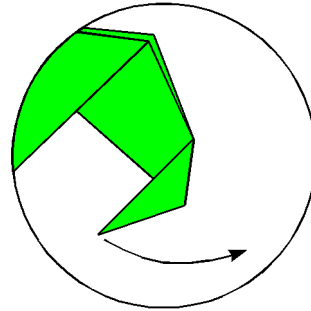
8. The next picture is on a larger scale.

9



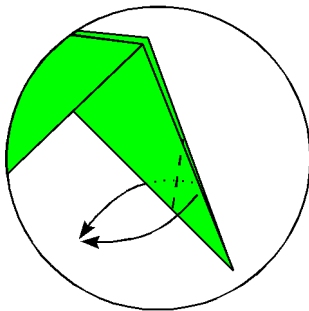
9. Fold the tip of the head across to the left to begin forming the beak,

10



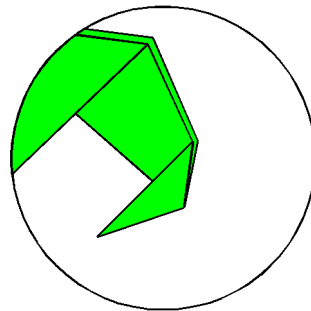
10. Unfold.

11



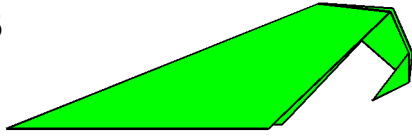
11. Turn the point inside out between the other layers using the creases made in step 9.

12



12. The head and beak are finished.

13

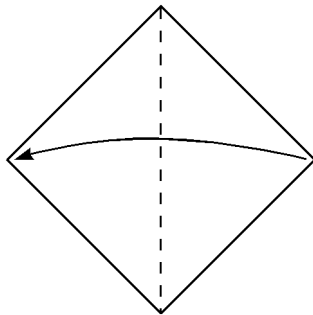


13. The body of the Flying Parrot is finished as well.

### Folding the wings

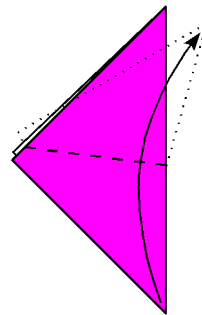
If you are using irogami begin with your paper arranged white side up.

14



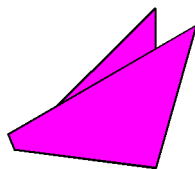
14. Fold in half sideways.

15



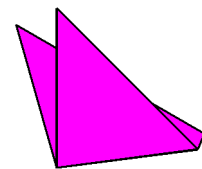
15. Fold the bottom point upwards asymmetrically like this.

16



16. Turn over sideways.

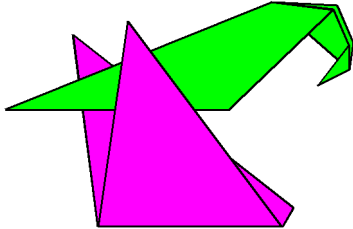
17



17. The wings are finished.

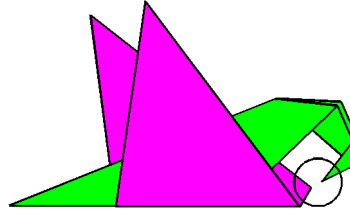
Putting the pieces together

18



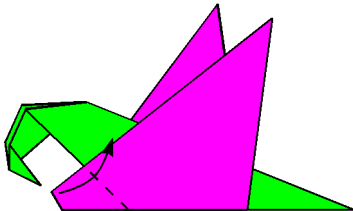
22. Slide the body in between the wings and ...

19



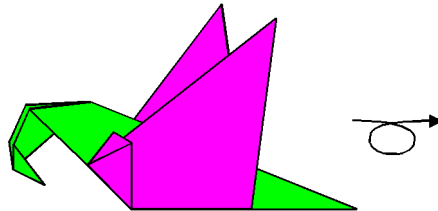
22. ... arrange like this.

20



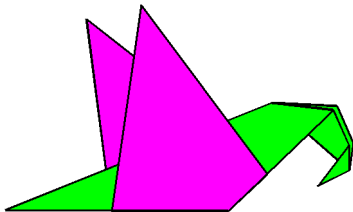
20. Fold the left edge of the wings to the right along the line of the edge of the body behind.

21



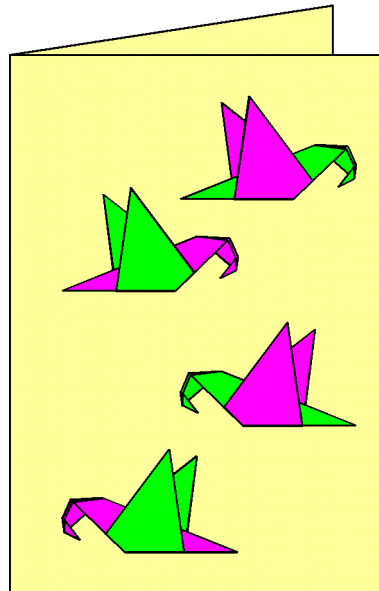
21. Turn over sideways.

22



22. The Flying Parrot is finished.

23



23. Flying Parrots can be used to decorate a greetings card like this.