


# Doggone Cool!

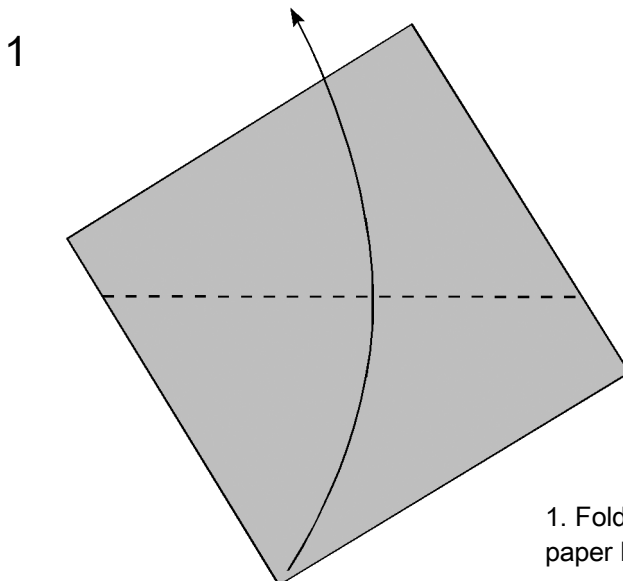
Designed by David Mitchell

Doggone Cool! Is an unusual design in that all the folds must be made, completely or partly, as judgement folds. There are very few location points. Because of this it can be difficult to get a good result at first. If you are struggling, the best way to succeed is to check on the angles and the proportions of the design by laying your paper beside, or on top of, each diagram as you make your folds.

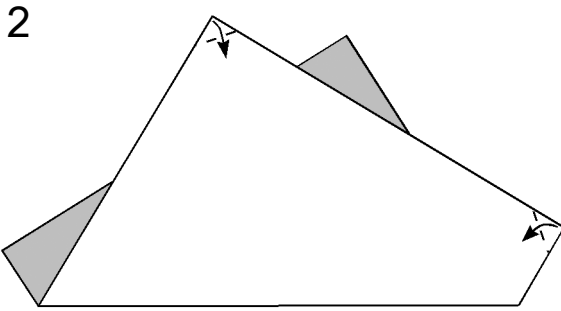


Doggone Cool! was designed in 1997. It may just possibly be the only origami design whose title ends in an exclamation mark ...

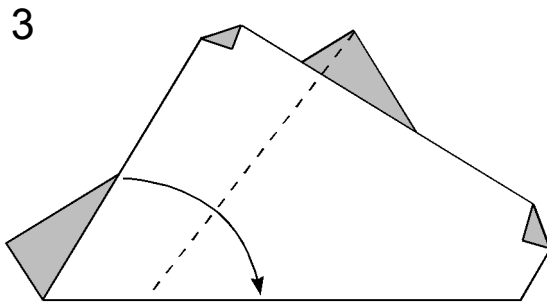
You will need a single square of irogami, white / black for preference. Begin with your paper arranged white side up.



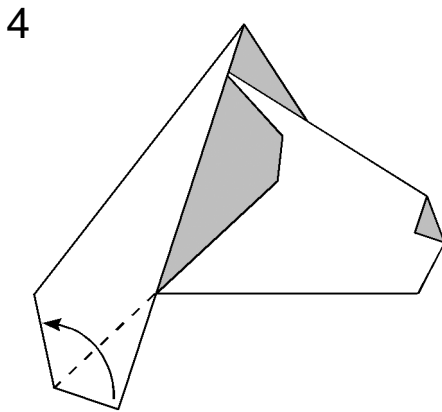
1. Fold in half upwards so that your paper looks like picture 2.



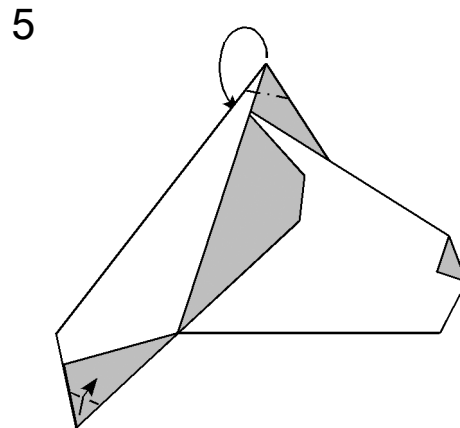
2. Make these two tiny folds as shown.



3. Fold the left hand edges of the paper inwards. Note that the new crease starts from the point of the top right hand flap.

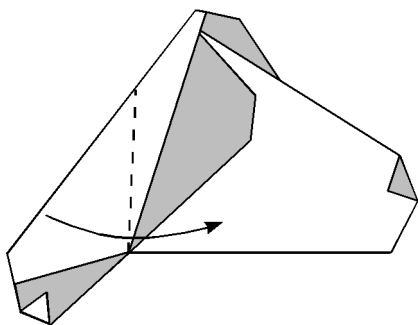


4. Make this fold to shape the ear.



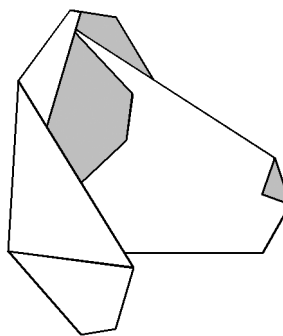
5. Make these two tiny folds, one in front and one behind.

6



6. Finally, fold the ear across to the right.

7



7. This is what Doggone Cool! should look like when finished. I think you will agree that this is quite possibly the coolest dog in the origami repertoire.

Copyright David Mitchell 2018  
[www.origamiheaven.com](http://www.origamiheaven.com)