


# Dogfish

Designed by David Mitchell

Dogfish is a double image design in which a simple image of a dog can be quickly transformed into an equally simple image of a fish in just two folds.

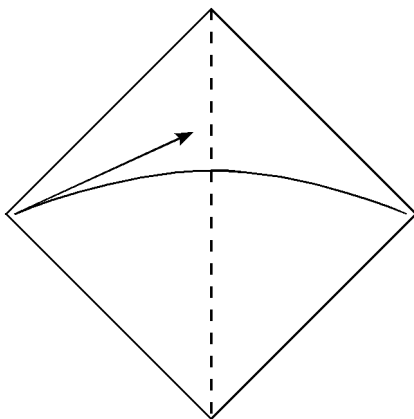
Dogfish was designed in 1997. The dog part of the design was heavily influenced by Paul Jackson.

Dogfish is a kind of fish, also known as Gurnet, Huss or Rock that used to be sold in British fish and chip shops as a cheaper alternative to cod. The pun proved impossible to resist when I came to name this design.



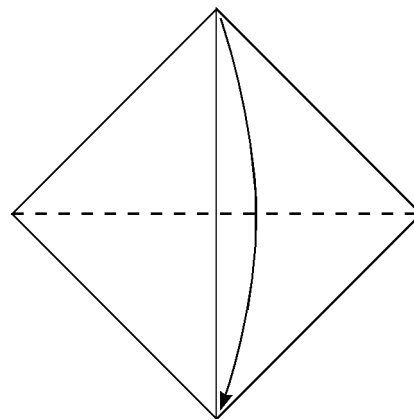
You will need a single square of irogami. Begin with your paper arranged white side up.

1



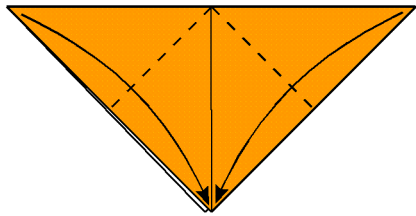
1. Fold in half sideways, then unfold.

2



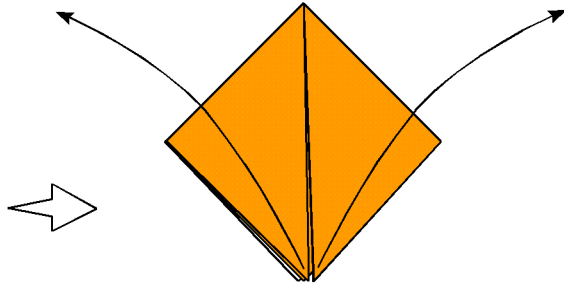
2. Fold in half downwards.

3



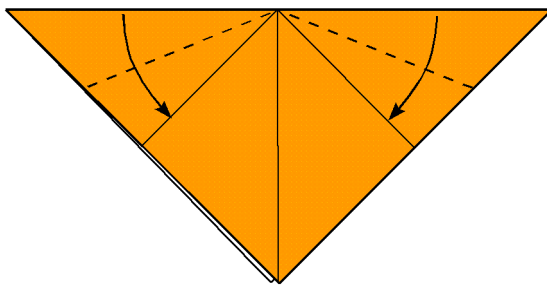
3. Fold both the left and right hand corners onto the bottom point.

4



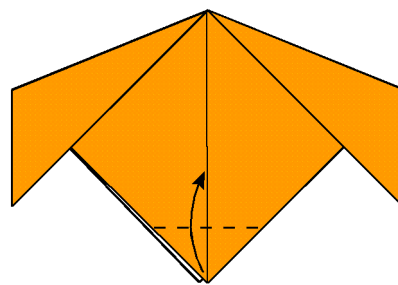
4. Open out.

5



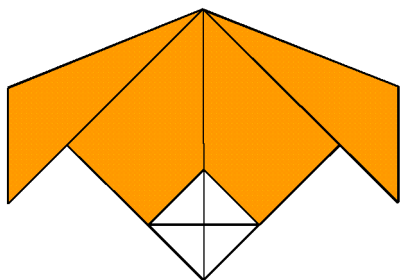
5. Fold both halves of the top edge downwards using the creases made in step 3 to locate the folds.

6



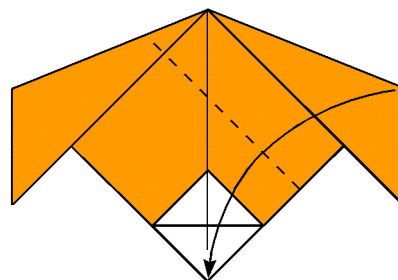
6. Fold the bottom point upwards as shown. This fold is only made in the front layer of the paper.

7



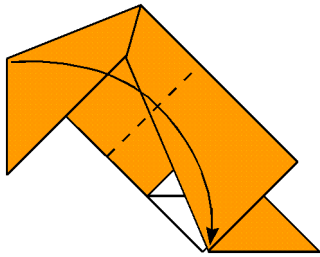
7. This is the Dog.

8



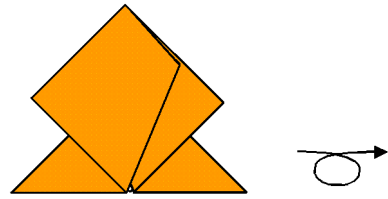
8. Fold the corner of the right hand ear onto the bottom point.

9



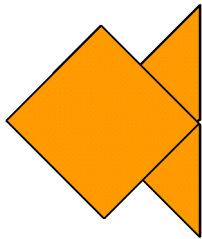
9. Repeat fold 8 on the left hand ear.

10



10. Turn over and rotate through 90 degrees.

11



11. This is the Fish.

Copyright David Mitchell 2018  
[www.origamiheaven.com](http://www.origamiheaven.com)