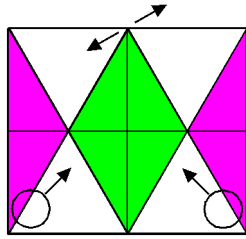


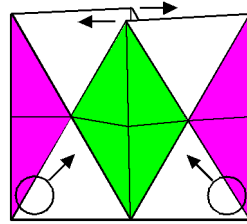
# Solution to Trading Places

1



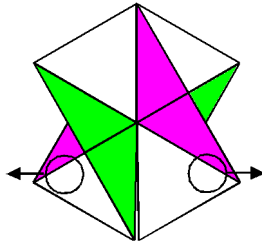
1. Hold the puzzle by the bottom corners, one in each hand, and gently move them in the direction indicated by the arrows to separate the front and back layers at the centre of the top edge.

2



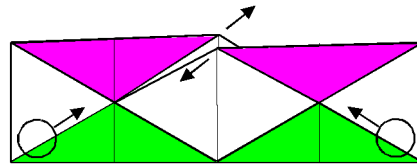
2. Continue moving the bottom corners in the direction indicated by the arrows .

3



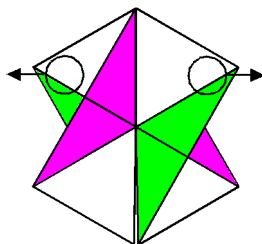
3. The puzzle will compress and flatten into this shape. Now pull the bottom corners apart outwards as shown.

4



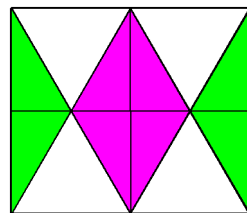
4. The puzzle will pull out into this shape. Hold the puzzle by the bottom corners, one in each hand, and gently move them in the direction indicated by the arrows to separate the front and back layers at the centre of the top edge. Continue moving the bottom corners in the direction indicated by the arrows .

5



5. The puzzle will compress and flatten into this shape. Pull the top corners apart outwards as shown.

6



6. The puzzle will flatten into this shape. The transformation has been achieved. Trading Places has been solved.