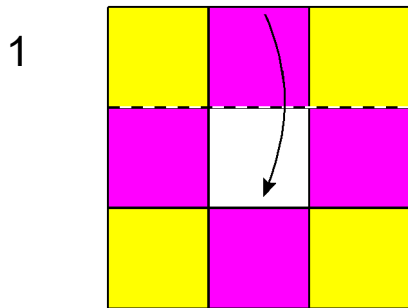
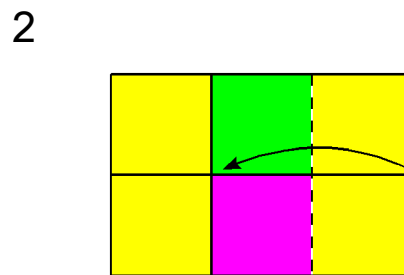


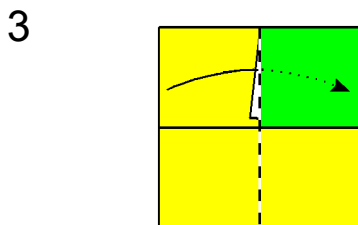
Solution to Three in a Row




1. Fold the top third of the puzzle downwards.



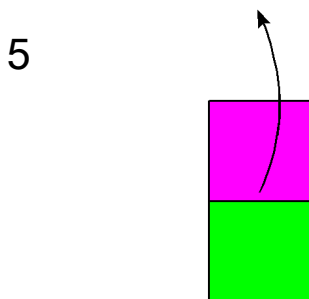
2. Fold the right hand third of the puzzle inwards.



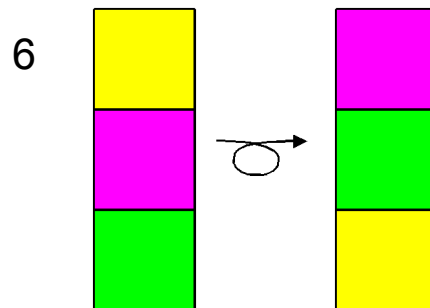
3. Fold the left half of the puzzle across to the right tucking it in between the front two layers as you do so.



4. Turn over sideways.

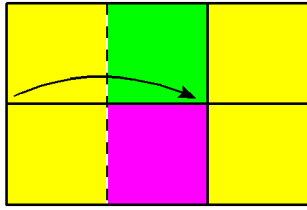


5. Fold the front layers upwards.



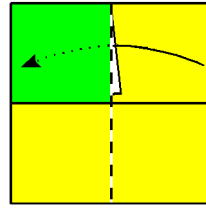
6. You have solved Three in a Row.

7



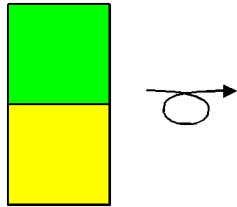
7. Alternatively you can also solve the puzzle by folding the left hand third of the puzzle inwards ...

8



8. ... then folding the right half of the puzzle across to the left tucking it in between the front two layers as you do so.

9



9. You can then continue with steps, 4 and 5 to solve the puzzle.

Copyright Robert E Neale
www.origamiheaven.com/