


The Line Between

Designed by David Mitchell

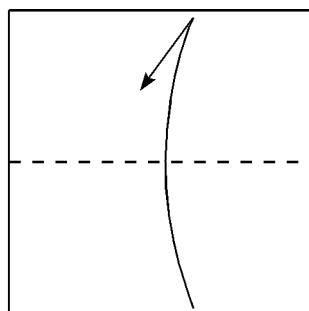
The Line Between is a conceptual origami design, that is a design intended to communicate or illustrate an idea or emotion. Conceptual origami designs may be straightforwardly serious, satirical or humorous in nature. This one is serious. It was designed to illustrate the quotation taken from Alexander Solzhenitsyn's book 'The Gulag Archipelago' which appears on page 3.



The Line between is a variation of my Standing Heart and was designed in 1995.

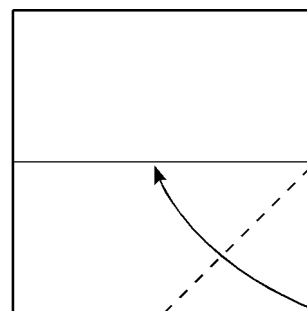
You will need a single square of black/white irogami. Begin folding with your paper arranged white side up.

1

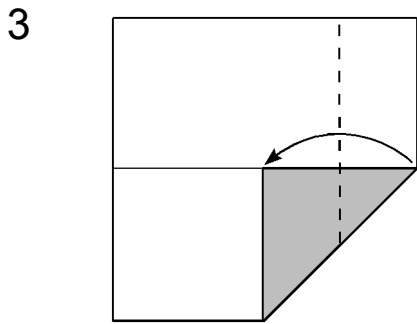


1. Fold in half upwards, then unfold.

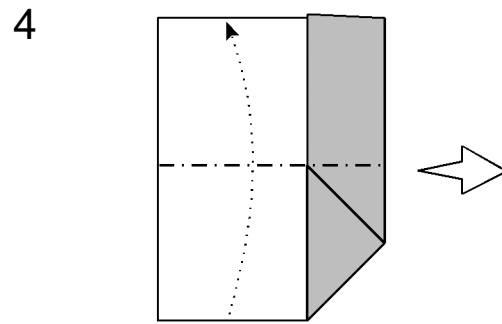
2



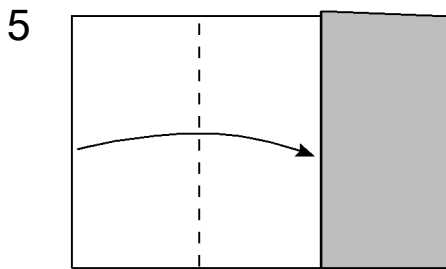
2. Fold the bottom right hand corner to the centre using the horizontal centre crease as a guide..



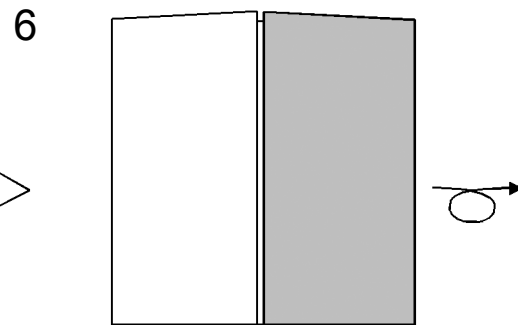
3. Fold the right hand edge inwards.



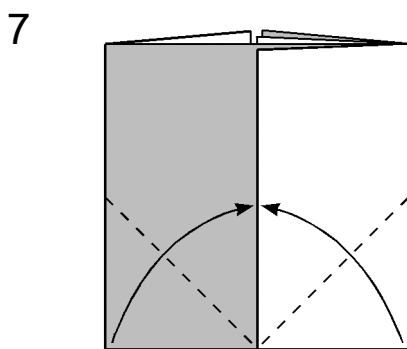
4. Fold in half backwards by reversing the direction of the existing crease.



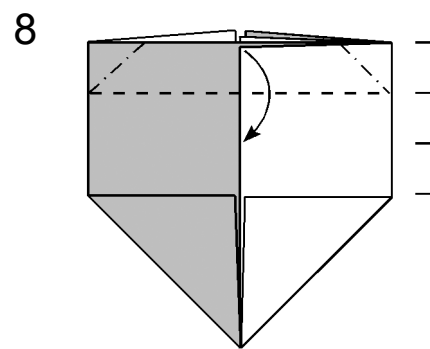
5. Fold the left hand edge inwards.



6. Turn over sideways.

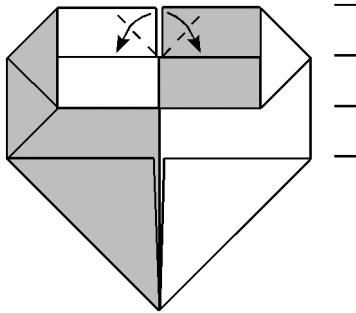


7. Fold both bottom corners inwards.



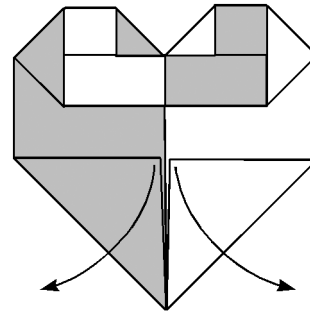
8. Fold approximately one third of the front layers at the top of the sketch downwards and flatten symmetrically.

9



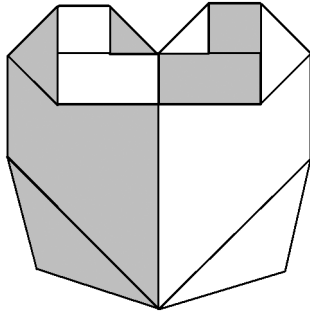
9. Fold the tips of both the back layers diagonally downwards as shown.

10



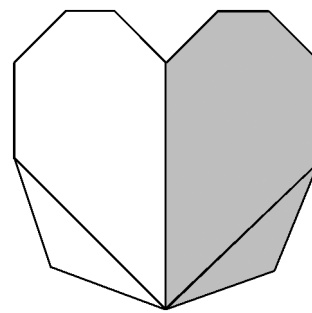
10. Open these two flaps part of the way out.

11



11. Adjust the angle of the flaps until the design will stand, then turn it over sideways.

12



12. The Line Between is finished.

The line between good and evil runs through the heart of every man.

Alexander Solzhenitsyn in The Gulag Archipelago.

Copyright David Mitchell 2018

www.origamiheaven.com