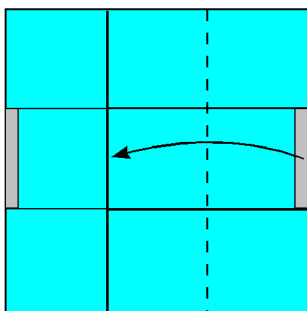


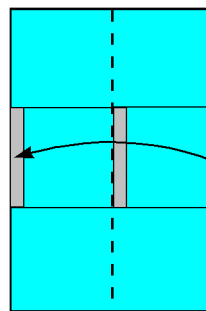
# Solution to Purgatory

1



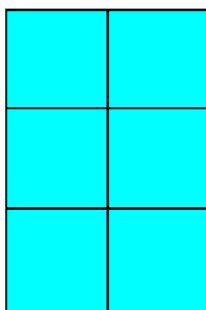
1. Fold the right edge inwards as shown.

2



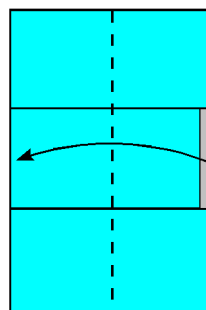
2. Separate the layers along the right edge and fold the front layers inwards again.

3



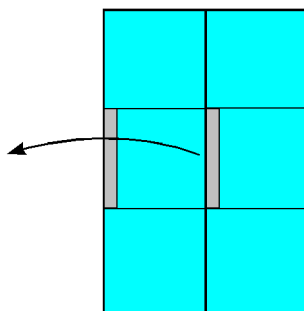
3. Turn over sideways.

4



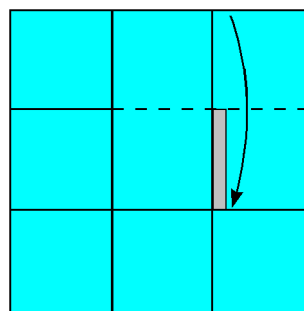
4. Separate the layers along the right edge and fold the front layers inwards.

5



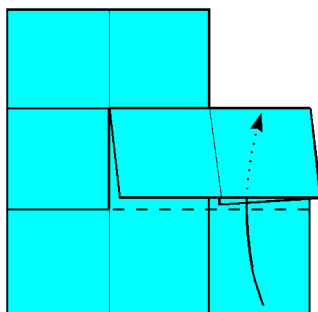
5. Separate the layers at the centre and fold the front layers across to the left.

6

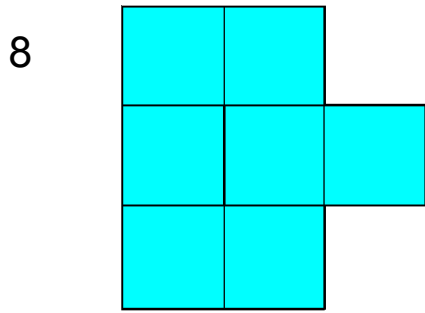


6. Fold the front top layers downwards.

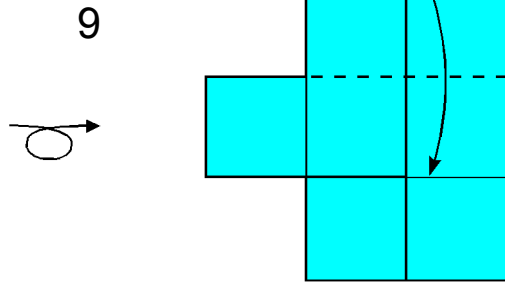
7



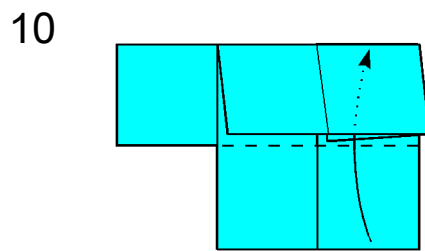
7. Fold the front bottom layers upwards in between the layers of the flap that you folded downwards in step 6.



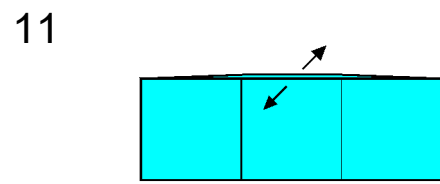
8. Flatten carefully and turn over sideways.



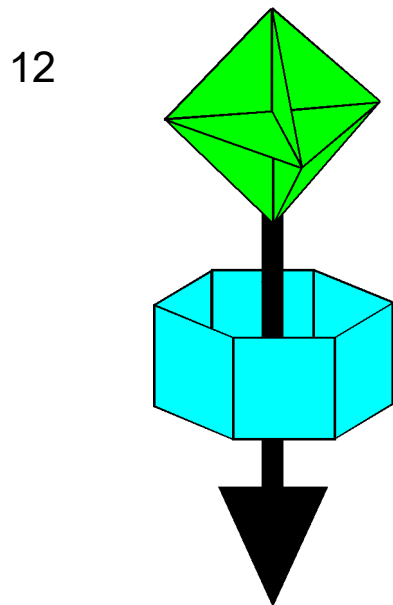
9. Fold the front top layers downwards.



10. Fold the front bottom layers upwards in between the layers of the flap that you folded downwards in step 9.



11. Separate the front and back layers and open out to a hexagonal tube.



12. Purgatory has been solved.