


Not Waving

Designed by David Mitchell

Not Waving is a simple pictorial origami design that is intended to reference the famous poem 'Not Waving But Drowning' by Stevie Smith.

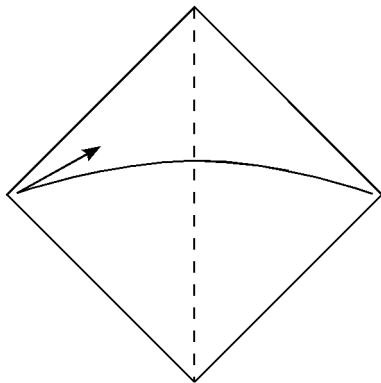
Not Waving was designed in 2001.

You will need a single square of irogami, blue / white for preference. If made in white / brown irogami this design could also perhaps be an image of someone stuck in quicksand, which is probably equally appropriate to the poems imagery.



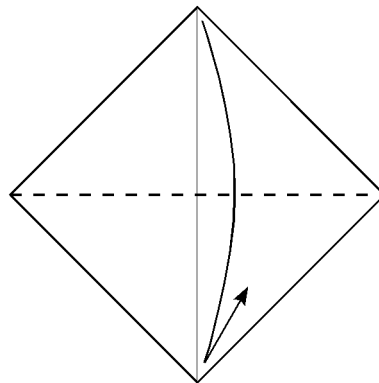
Begin with your paper arranged white side up.

1



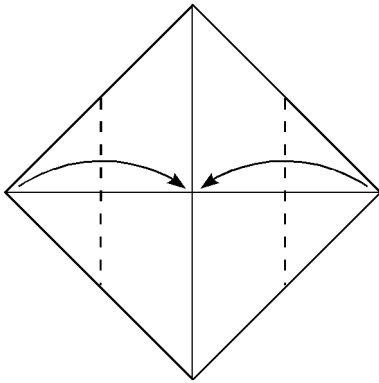
1. Fold in half diagonally, then unfold.

2



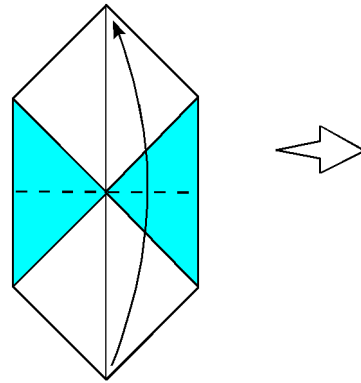
2. Fold in half downwards, then unfold.

3



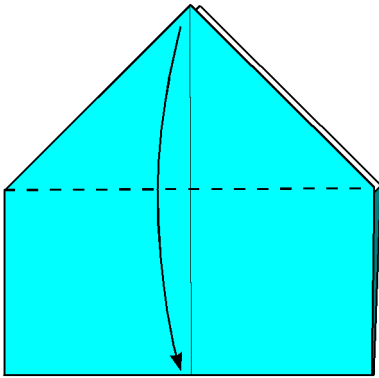
3. Fold both outside corners to the centre.

4



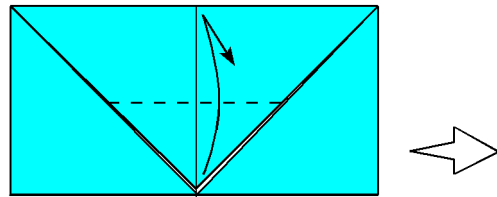
4. Fold in half upwards.

5



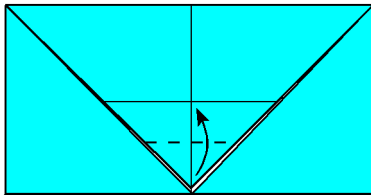
5. Fold both the top corners downwards.

6



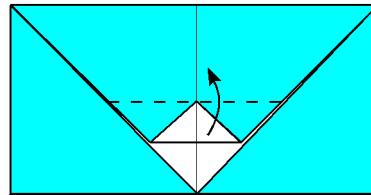
6. Fold the point of the top layer upwards, then unfold.

7



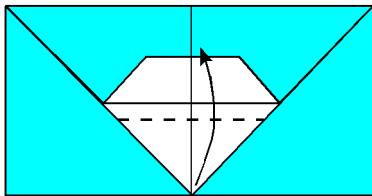
7. Fold the point of the top layer upwards again as shown.

8



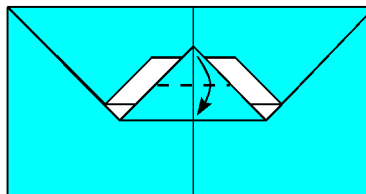
8. Fold the top layer upwards again using the crease made in step 6.

9



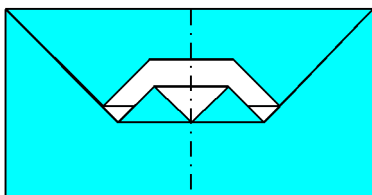
9. Fold the middle layer upwards so that the result looks like picture 10.

10



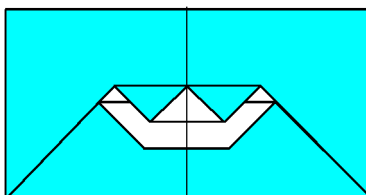
10. Fold the top layer in half downwards.

11



11. Fold both sides of the sketch slightly backwards along the vertical centre crease so that the layers lock together, then rotate the sketch through 180 degrees.

12



12. Not Waving is finished.

Copyright David Mitchell 2018
www.origamiheaven.com