


Naive Turtle

Designed by David Mitchell

This very simple turtle is made from three squares. It is an example of a style of paperfolding that I call naive origami. Naive designs are made from multiple sheets of paper and must meet a number of restrictive design criteria. Details of these criteria can be found on the Naive Designs page of my website.

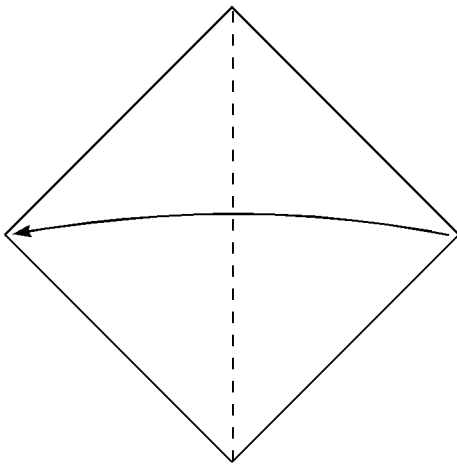


Naive Turtle was designed in 2013.

You will need three squares of paper. Any kind of paper can be used.

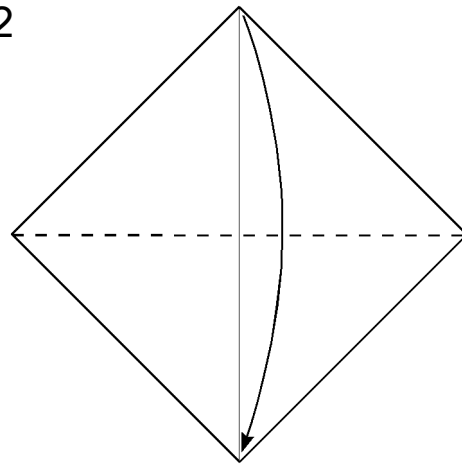
Folding pieces 1 and 2

1



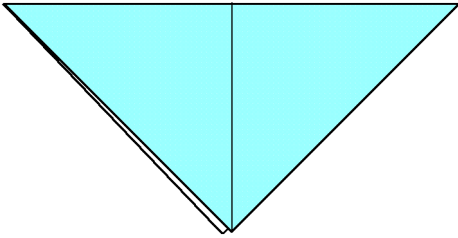
1. Fold in half sideways, then unfold.

2



2. Fold in half downwards.

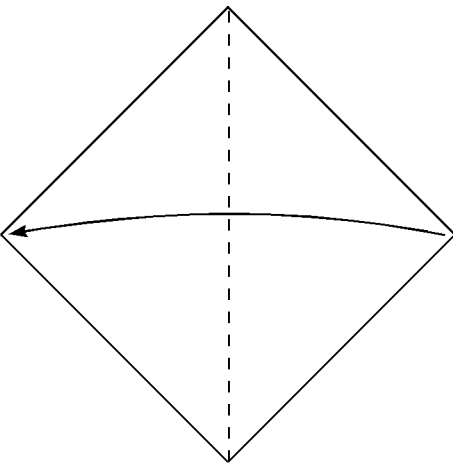
3



3. Fold your first two squares to this point.

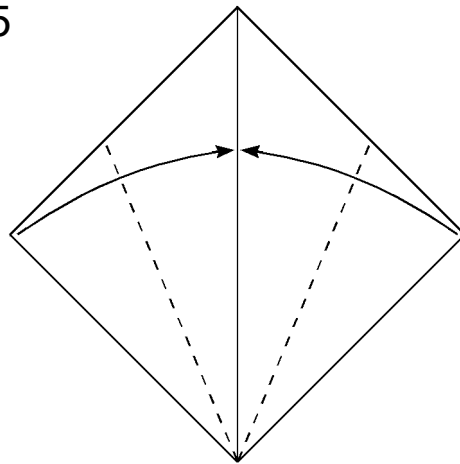
Folding piece 3

4



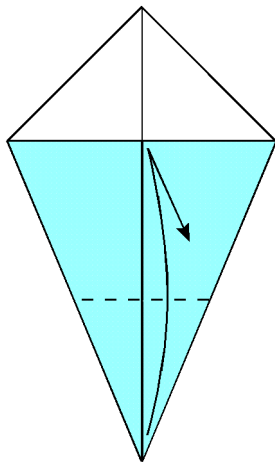
4. Fold in half sideways, then unfold.

5



5. Fold both lower sloping edges onto the centre crease.

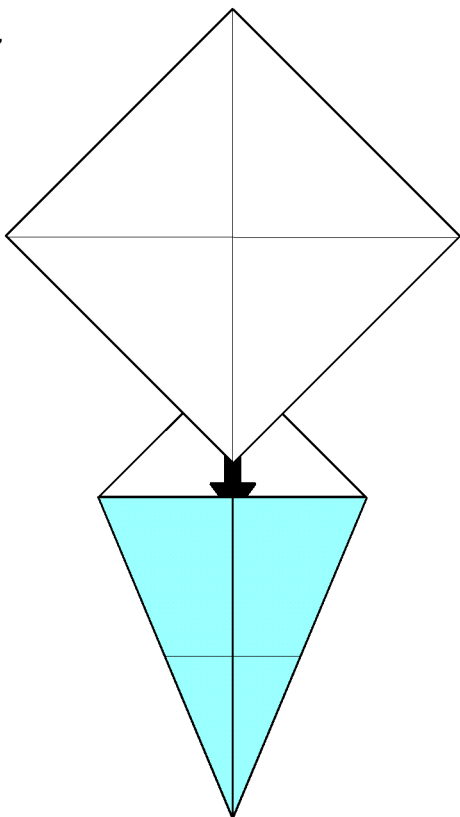
6



6. Fold the bottom point upwards as shown, then unfold.

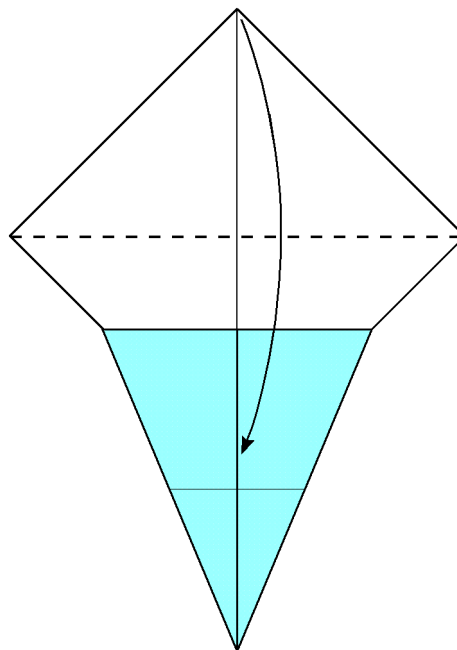
2

7



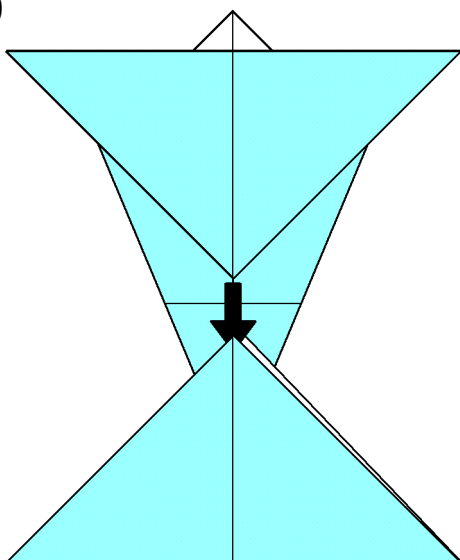
7. Unfold one of the first two pieces and insert it inside the third piece as shown.

8

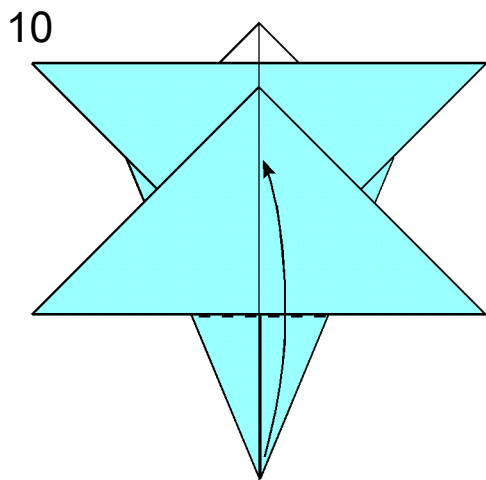


8. Fold the top corner downwards using the existing crease. The vertical crease should be a slight valley fold. Keeping it as a valley fold through the remaining moves will help to keep all the pieces in alignment.

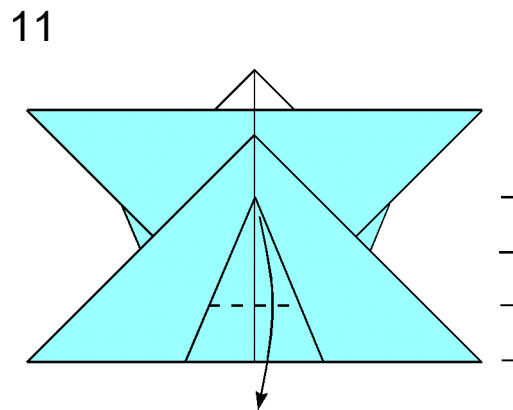
9



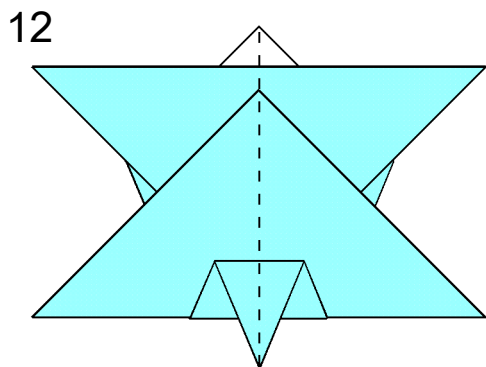
9. Slide the front flap down inside the layers of the remaining piece, like this.



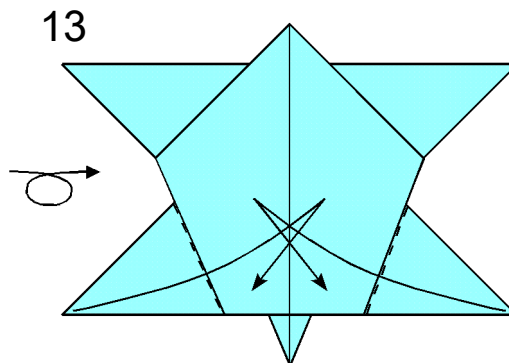
10. The bottom of the third piece should now lie along the crease you made in step 6. Fold the bottom point upwards again using this crease. This will lock the pieces together.



11. Fold approximately one third of the front flap downwards to create a tail.

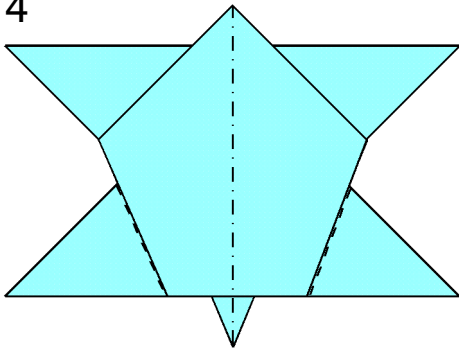


12. Make sure you still have a slight valley fold down the centre of all the pieces to hold them together. Turn over sideways.



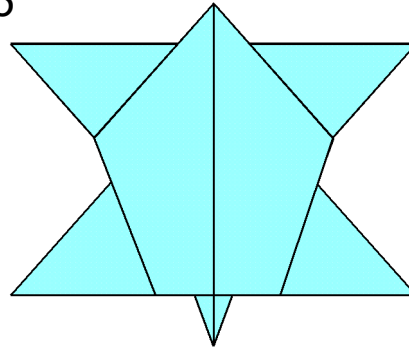
13. Fold both back legs inwards over the edges of the front layer, then unfold.

14



14. Fold slightly in half backwards using the existing vertical crease. Arrange so that the back legs are flat and the head raised.

15



15. Naive Turtle is finished.

Copyright David Mitchell 2020
www.origamiheaven.com