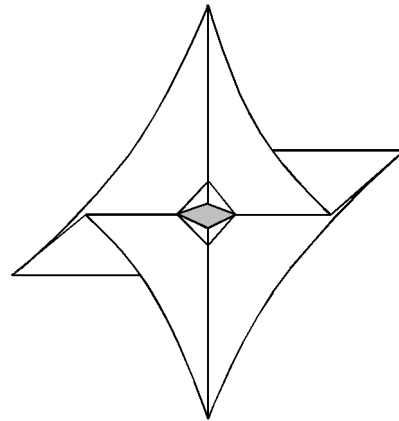


Holy Ghost

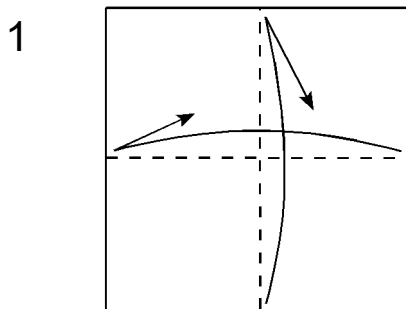
Designed by David Mitchell

Holy Ghost is one of a series of Origamidadas that I designed in 2002 at the request of my late friend Dorothy Engleman. It was originally published on her Origami Swami website under the pseudonym of Oliver Zachary and the strap line 'Be Inspired to Fold'. Holy Ghost is an action design.




If you are interested in Origamidada you will find a link to a page devoted to this type of origami on the SAMS (Single and Multiple Sheet Designs) page of my Origami Heaven website.

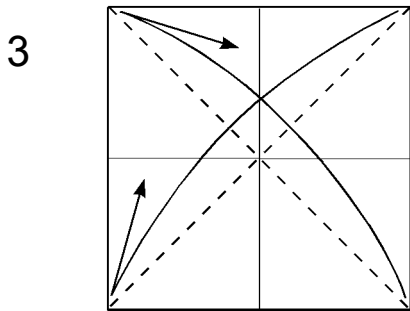
You will need a single square of paper. For best effect use a square that is white both sides.



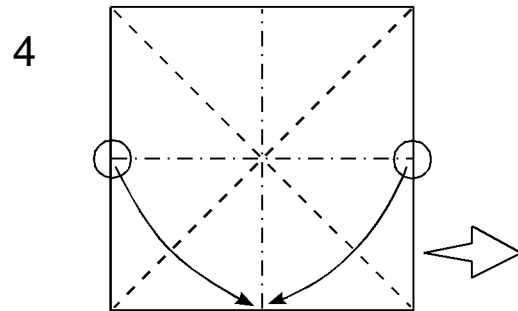
1. Fold in half edge to edge, then unfold, in both directions.



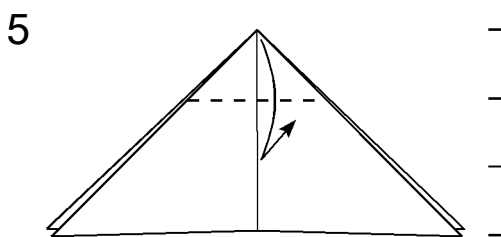
2. Turn over sideways.



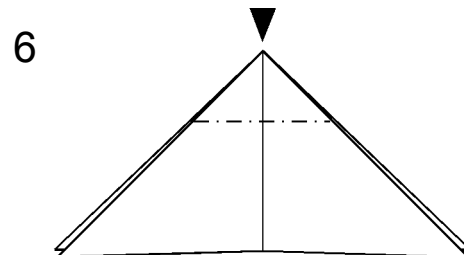
3. Fold in half diagonally, then unfold, in both directions.



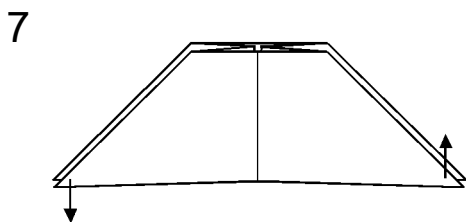
4. Fold both points marked with circles onto the centre of the bottom edge at the same time, using only the existing creases. The paper will collapse into the shape shown in picture 8.



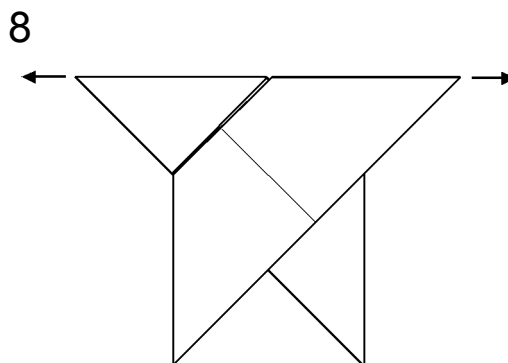
5. Fold the top corner downwards so that the crease forms approximately one third of the way down the paper, then unfold.



6. Turn the top corner inside out in between the other layers using the creases made in step 5.

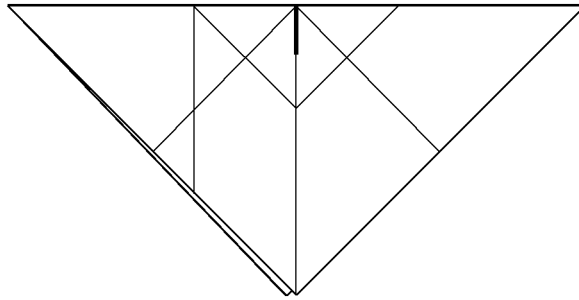


7. Twist the top layers counterclockwise through 90 degrees and flatten to look like picture 8.



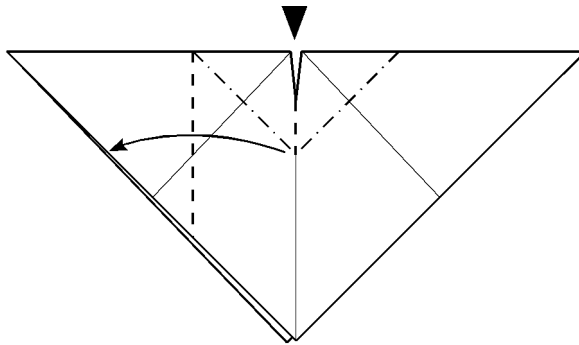
8. Open out by pulling gently on the arms like this.

9



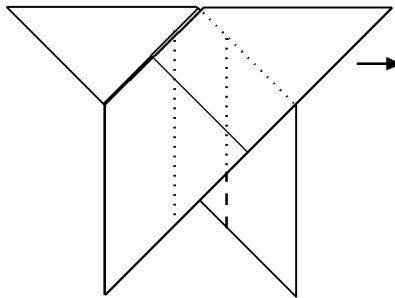
9. Tear or cut along the crease marked with the thick black line.

10



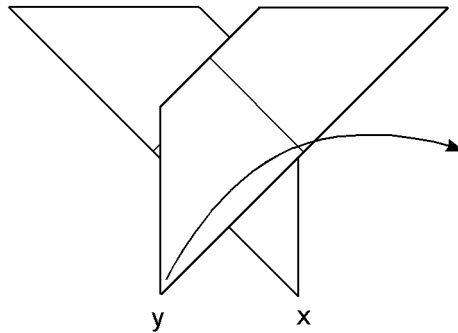
10. Refold to step 8 using the existing creases only.

11



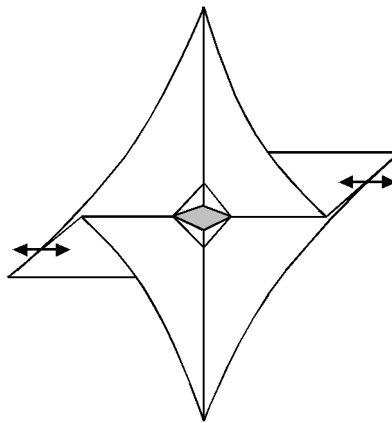
11. Pull the top layers across to the right and flatten so that the model resembles picture 12. Two new creases will form inside the layers of the paper.

12



12. Take hold of point x with your left hand. Now take hold of point y with your right hand and pull it across to the right allowing point x to rotate in your grasp while doing so.

13



13. Holy Ghost is finished. By gently moving your hands together and apart you can make the mouth open and close.

Copyright David Mitchell 2016
www.origamiheaven.com