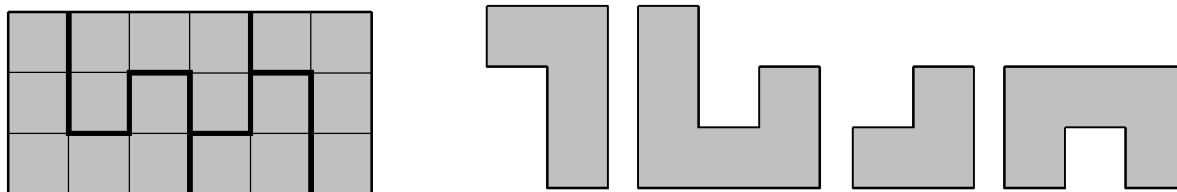
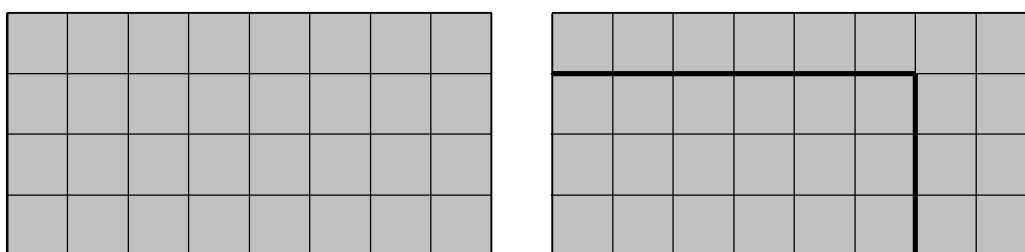


# Hologram Puzzle

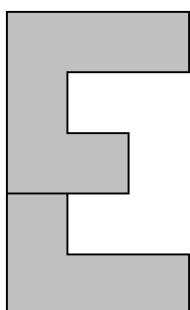
The four puzzle pieces required for this simple arrangement puzzle can be cut from a 2x1 rectangle divided by creases into a 3x6 grid of 18 squares like this:



If you are not familiar with how to fold an edge into thirds and sixths the easiest way to achieve this is to first fold the rectangle into a 4x8 grid then cut out the smaller rectangle you need.



Two of the puzzle pieces can be arranged to form a letter E like this.



The challenge is to use all the pieces to form a letter H. The pieces may not be overlapped but you are allowed to turn them over.

You can also use all four pieces to make one other letter of the alphabet. Which letter is it?

Copyright David Mitchell 2015. All rights reserved.

[www.origamiheaven.com/](http://www.origamiheaven.com/)