


# Mount Fuji and the Sea

Designed by David Mitchell

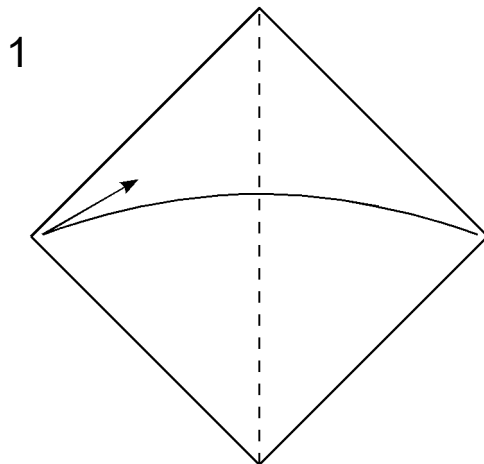
Mount Fuji and the Sea is a three-dimensional pictorial design depicting a wave apparently crashing down on Mount Fuji. It was inspired by the famous print 'In the Well of the Great Wave of Kanagawa' by Katsushika Hokusai.

I have borrowed the title of this design from an earlier design by Seiryō Takegawa.

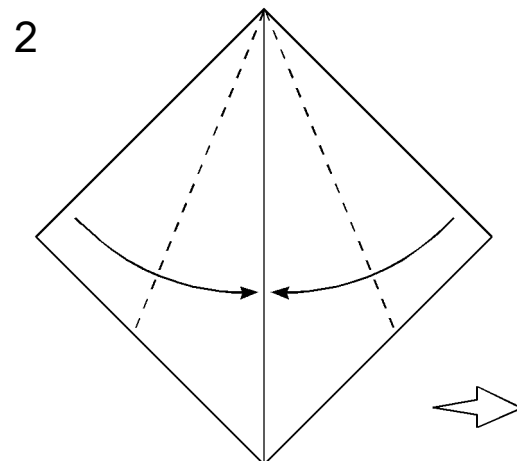
Mount Fuji and the Sea was designed in 2011.



You will need a single square of irogami, blue / white for preference. Begin with your paper arranged white side up.

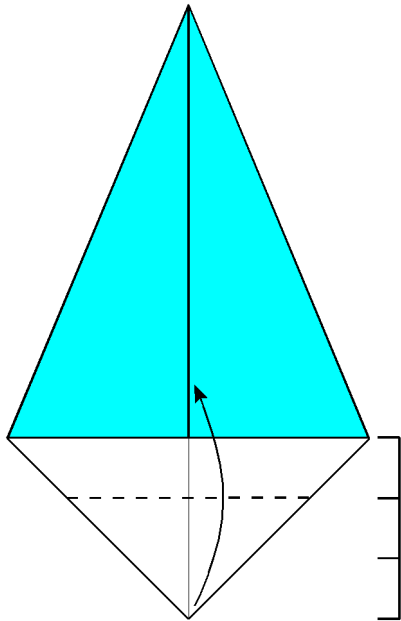


1. Fold in half diagonally, then unfold.



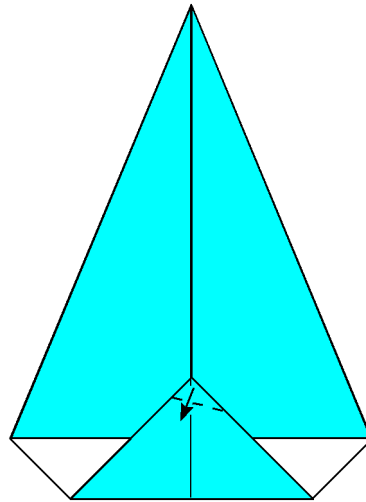
2. Fold two edges into the centre like this.

3



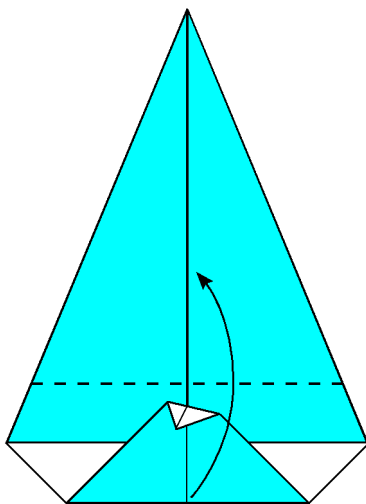
3. Fold approximately two thirds of the white area upwards to create Mount Fuji.

4



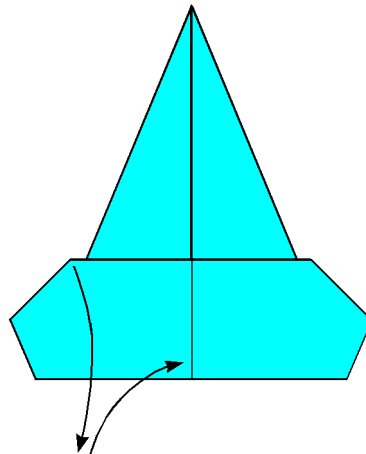
4. Make a tiny asymmetric fold to suggest that the summit is topped with snow.

5



5. Fold the lower half of the sketch upwards just above the top of the mountain.

6

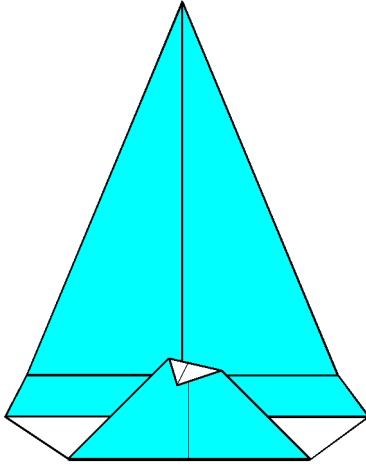


6. Open out the two flaps at right angles so that the sketch will stand.

2

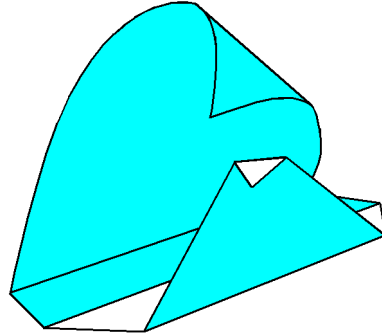
David Mitchell / Mount Fuji and the Sea

7



7. Curl the wave forwards and to the left. You can do this by wrapping it around a pencil.

8



8. Lean Mount Fuji backwards slightly to suggest the slope of the mountain and to bring it beneath the wave. Mount Fuji and the Sea is finished.

Copyright David Mitchell 2018  
[www.origamiheaven.com](http://www.origamiheaven.com)