

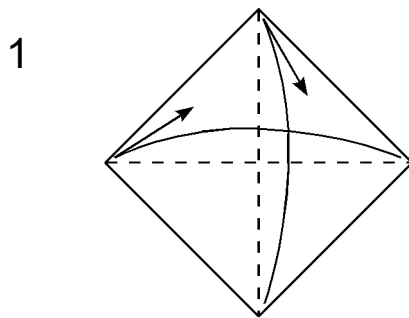

Flapping Dove

Designed by David Mitchell

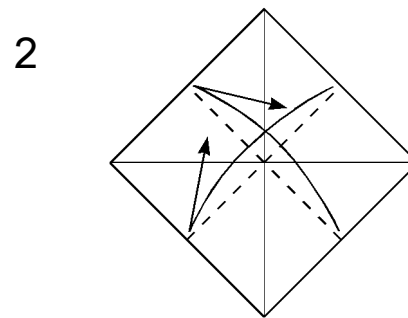
The Flapping Dove is a design from 2009. The mechanism produces a very reliable flapping action.

These diagrams show you how to fold the Flapping Dove from irogami but you can equally well fold it from paper that is coloured on both sides.

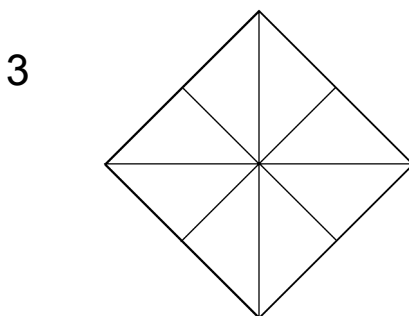
Begin folding with your paper arranged white side up.



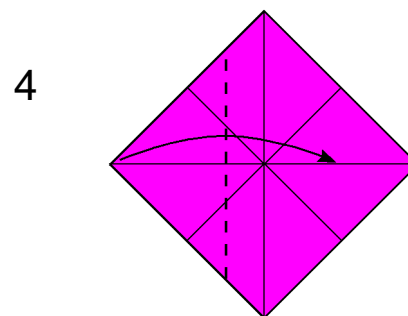
1. Fold diagonally in half both ways then unfold.



2. Fold in half edge to edge both ways then unfold.

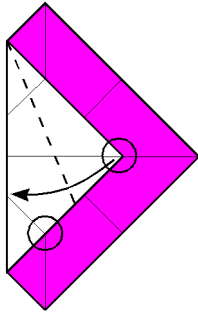


3. Turn the paper over.



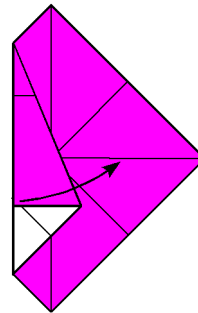
4. Fold the left point inwards so that the creases line up in the way shown in picture 5.

5



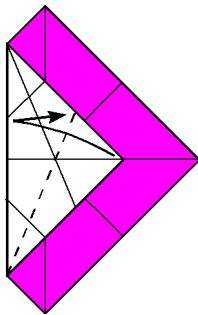
5. Fold the top sloping edge of the front flap onto the upright left hand edge.

6



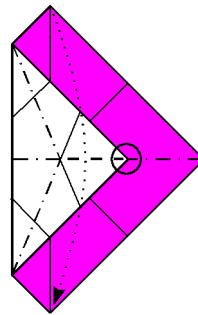
6. Open out the fold made in step 5.

7



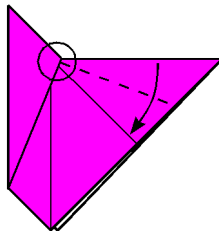
7. Fold the lower sloping edge of the front flap onto the upright left hand edge, then unfold.

8



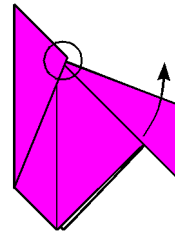
8. Fold the paper in half backwards allowing the point marked with a circle to rise upwards.

9



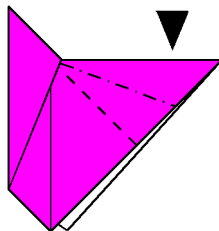
9. Fold the top edge onto the diagonal crease.

10



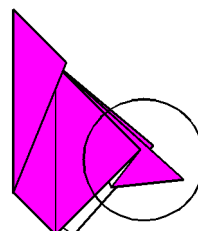
10. Open out the fold made in step 9.

11



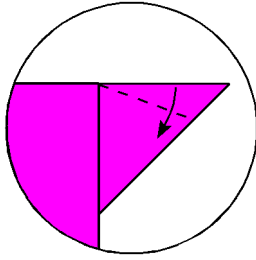
11. Turn the right point inside out in between the other layers to form a W of creases inside the body. This creates the head.

12



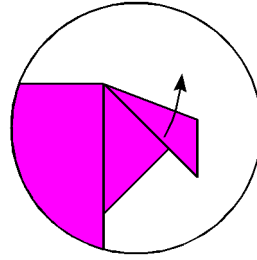
12. The next picture is on a larger scale and the design has been flattened and turned round slightly.

13



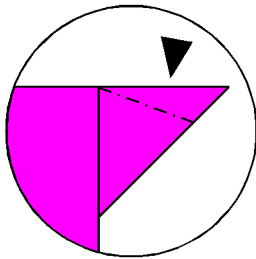
13. Fold the point of the head downwards like this.

14



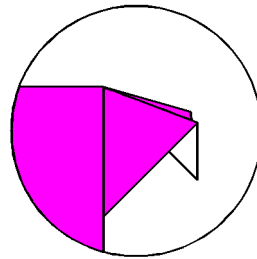
14. Open out the fold made in step 13.

15



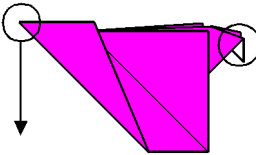
15. Turn the point of the head inside out in between the other layers to create the beak.

16



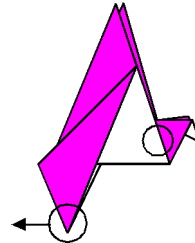
16. The result should look like this.

17



17. Pick the dove up by the head with one hand. Take hold of the tip of the tail with your other hand and swing the tail downwards so that the wings spread and flip upwards.

18



18. Your Flapping Dove is finished. You can make the wings flap by holding the body in one hand and gently pulling on the tail with the other.

Copyright David Mitchell 2015
www.origamiheaven.com