


Find the Lady

Designed by David Mitchell

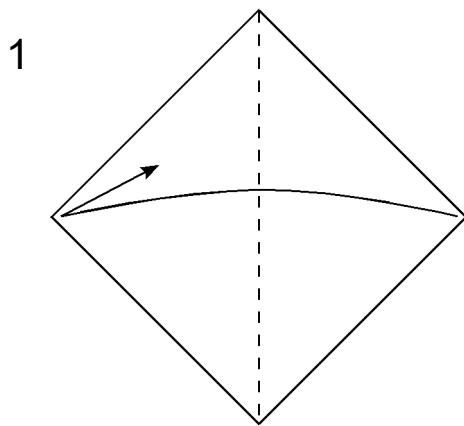
Find the Lady is a simple transformation puzzle. The puzzle starts from the basic geometric pattern shown to the right here. This pattern can be transformed, using just two further folds, into a basic but clear picture of a lady.

Can you work out how to find her?

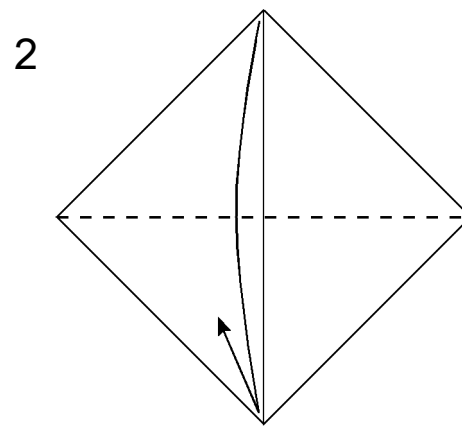
Find the Lady was designed in 2000.



You will need a single square of irogami. Begin with your paper arranged white side up.

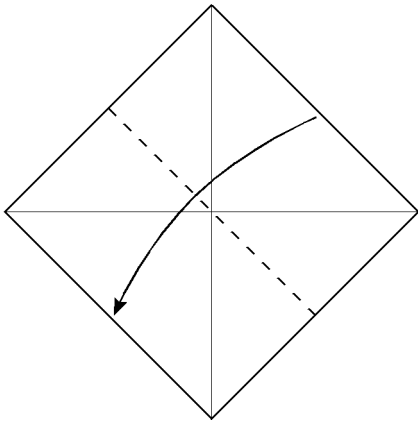


1. Fold in half diagonally, then unfold.



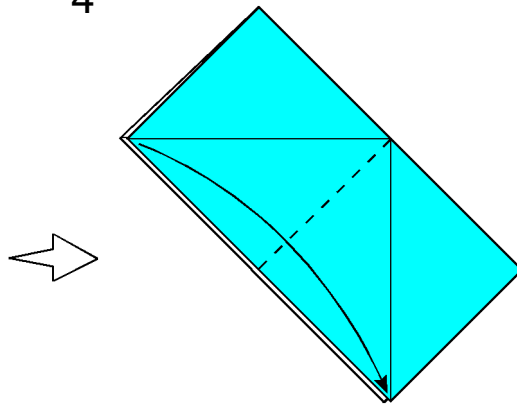
2. Fold in half diagonally in the other direction, then unfold.

3



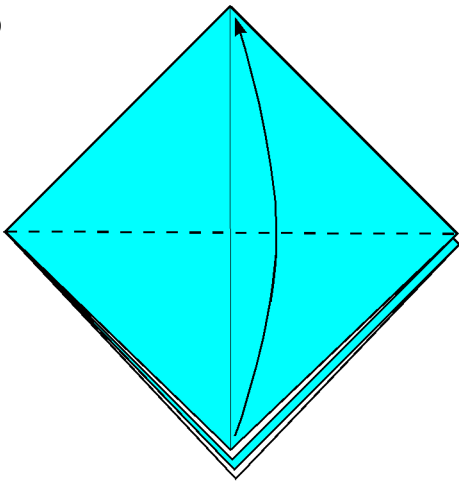
3. Fold in half edge to edge.

4



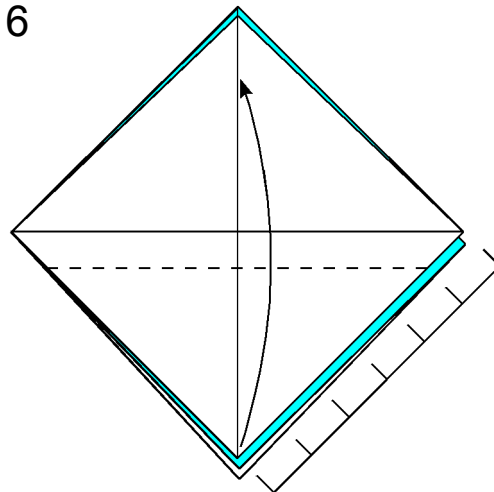
4. Fold in half edge to edge in the other direction.

5



5. Fold the bottom corner of the front layer upwards.

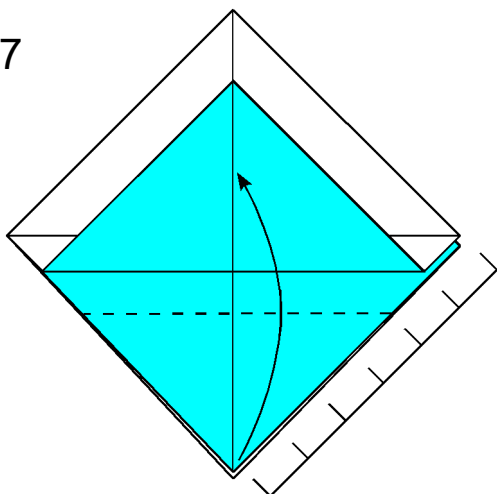
6



6. Fold the corner of the next layer upwards so that it lands on the central crease about five sixths of the way to the top.

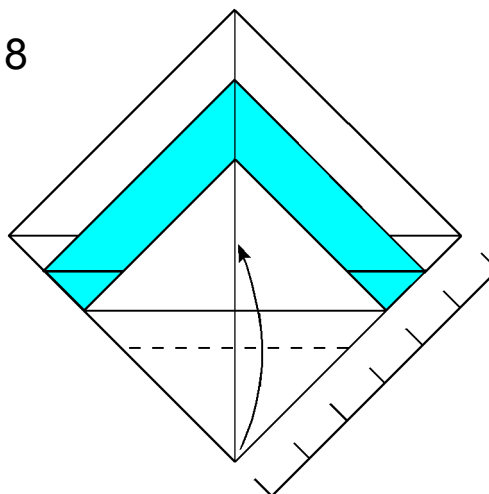
2

7



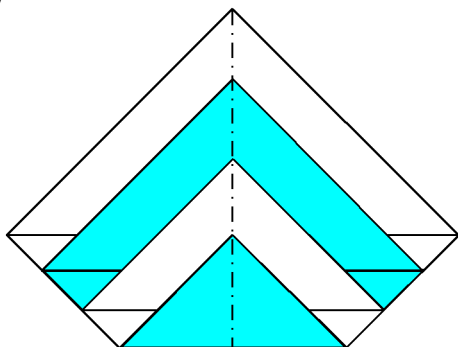
7. Do the same thing again ...

8



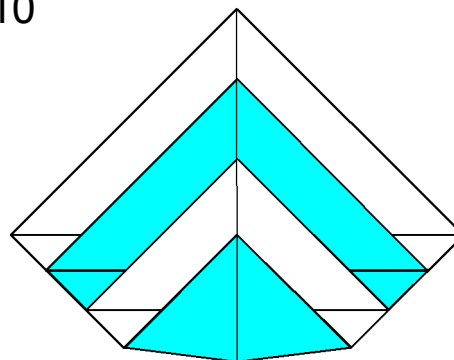
8. ... and again.

9



9. Fold both sides slightly backwards to hold the layers together.

10



10. You have two further folds to Find The Lady.

Copyright David Mitchell 2018
www.origamiheaven.com