

Faith

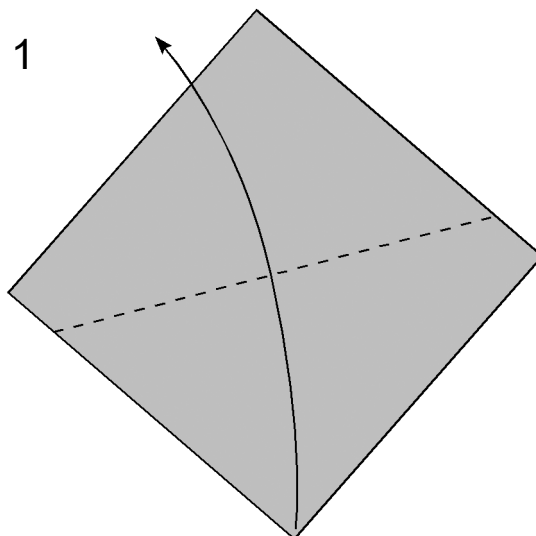

Designed by David Mitchell

Faith is a minimalist double sided conceptual design that can be manipulated to create an optical illusion.

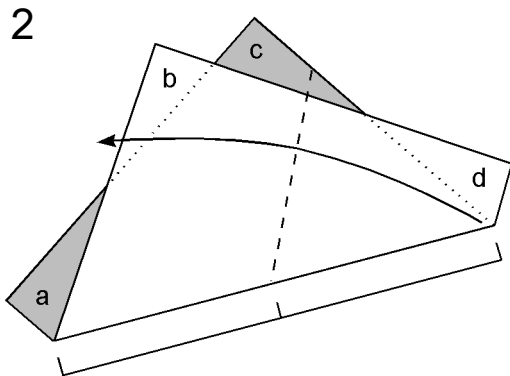
Faith was designed in 2000.

You will need a single square of irogami, white / black for preference, though any dark colour will do.

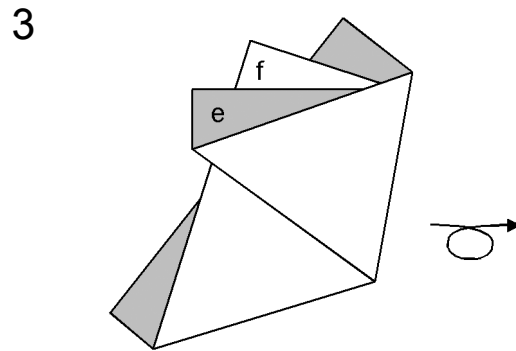
Begin with your paper arranged coloured side up.



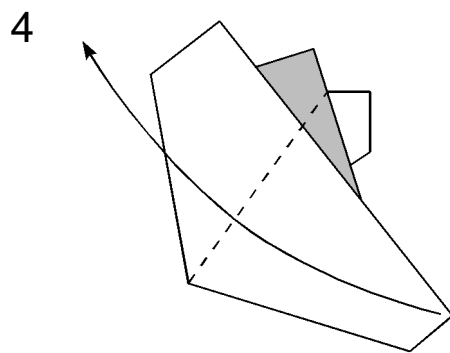
1. Fold in half upwards as shown. The crease that results from this fold should pass through the exact centre of the paper so that the single layer triangular areas a, b, c and d marked on picture 2 are all the same size and shape. Make the crease softly at first until you are sure it is in the correct position.



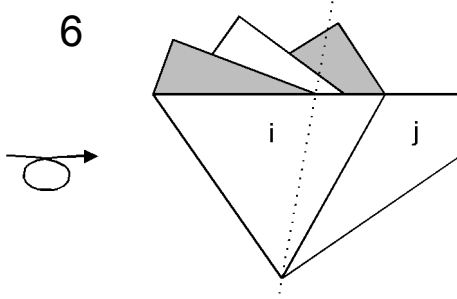
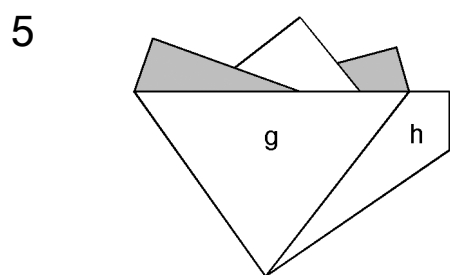
2. Fold the right hand section of the paper across to the left so that areas e and f marked on picture 3 are the same size and shape, though area f is partially hidden.



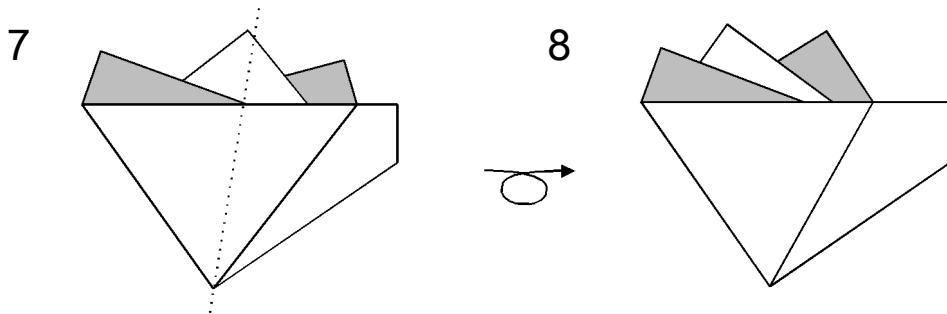
3. When you are confident your paper looks as much like this as possible turn it over sideways.



4. Fold the right hand part of the paper across to the left as shown here. Make the crease softly at first until you are sure it is in the correct position.



5 and 6. If necessary adjust the crease made in step 4 while repeatedly turning the design over until the edges of the white areas g and h and i and j line up exactly.



7 and 8. To work the illusion turn the design over repeatedly between finger and thumb, keeping the horizon level as you do so. The mountains will appear to move.

The axis of rotation is marked with a dotted line on pictures 6 and 7. You will notice that it is angled slightly. Because of this some practice is required to get the effect working smoothly. The best way to demonstrate, and practice, the effect is to hold the sketch at eye level between you and your audience. If the illusion works for you it will work for them as well.

Though I have faith to move mountains ...
but have not love, then I am nothing.

Paul of Damascus

Copyright David Mitchell 2018
www.origamiheaven.com