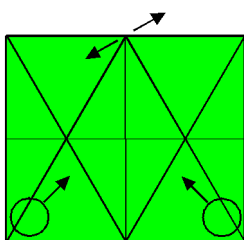


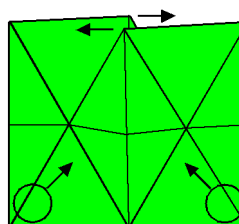
Solution to End to End

1



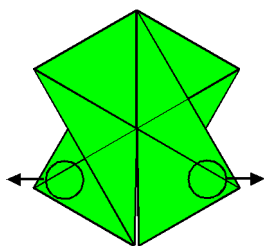
1. Hold the puzzle by the bottom corners, one in each hand, and gently move them in the direction indicated by the arrows to separate the layers to separate the front and back layers at the centre of the top edge.

2



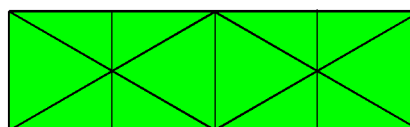
2. Continue moving the bottom corners in the direction indicated by the arrows .

3



3. The puzzle will flatten into this shape. Now pull the bottom corners apart outwards.

4



4. The puzzle will pull out into this shape. The two rectangles are now arranged End to End and the puzzle is solved. Simple. You can easily reverse these moves to get back to the starting position.

Copyright David Mitchell / Robert E Neale 2017. All rights reserved.

www.origamiheaven.com