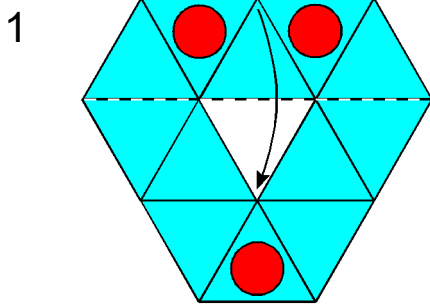
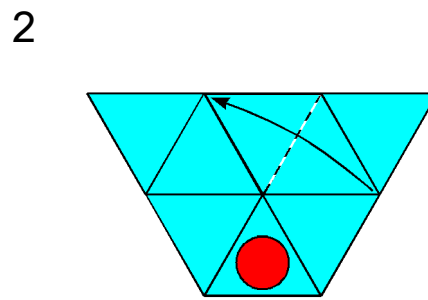


Solution to 1, 2, 3, 4

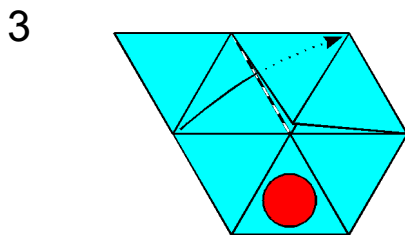
The solutions to the first three challenges are trivial. Here is how to solve the fourth, four circle challenge. A totally blank triangle can be obtained in a similar way.



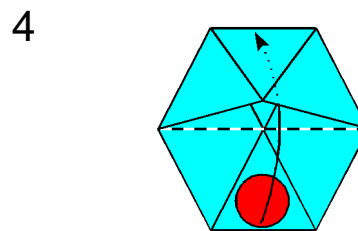
1. Fold the top edge of the puzzle downwards.



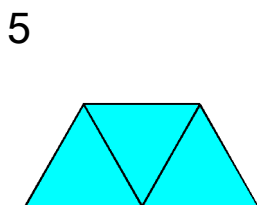
2. Fold the bottom right corner of the front flap inwards like this and flatten to look like picture 3.



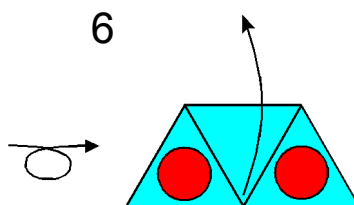
3. Repeat fold 2 on the left hand side but tuck the moving corner underneath the top layer on the right hand side.



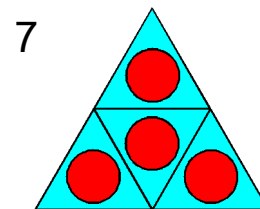
4. Squash the puzzle sideways slightly to open out the front layers then fold the bottom edge up underneath them. You will find you can do this bit by bit without damaging the paper.



5. Turn over sideways.



6. Lift the front flap upwards.



7. You have solved the four circle challenge.